



Series 4900

V4 934



**SPECIFICATIONS DESCRIPTION**

<b>Rails</b>	3 1/4 (83 mm) LSL type
<b>Stiles</b>	4 3/8 (111 mm) LSL type including 7/8 (22 mm) wood, preferably matching veneer
<b>Champ</b>	Covered with 1/16 (0,06 mm) hot-set matching veneer
<b>Core</b>	Hollow with honeycomb, 1 (25 mm) cells, 11 PSI
<b>Face</b>	4 mm HDF with selected veneer density 850-900 kg/m <sup>3</sup>
<b>Glue</b>	type II, water-resistant, ASTM E2074 standard formaldehyde free
<b>Optional</b>	Steel reinforcement en "  ".18 GA x 3/4 x 7/8 x 3/4 (19 mm x 22 mm x 19 mm) stapled and glued
<b>Optional Warranty</b>	Lifetime against warping with steel reinforcement

\*Dimensions are nominal before trimming


**Face**



Rosewood



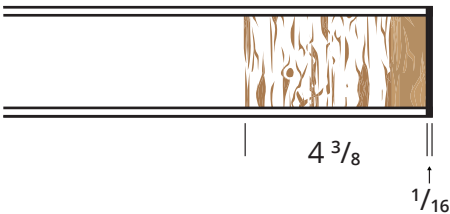
Bianco



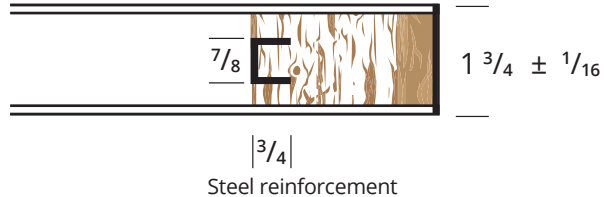
Wengé



Rovere city



**Optional V4 934 C**



Intertek

All doors manufactured by ID Doors comply with the standards of the Canadian Standards Association. CAN/CSA-0132.2.0.90.