



Series 4900

P4 934HOL



4 3/8
1/16

SPECIFICATIONS

DESCRIPTION

Rails	3 1/4 (83 mm) LSL type
Stiles	4 3/8 (111 mm) LSL type including 7/8 (22 mm) wood, preferably matching veneer
Champ	Covered with 1/16 (0,06 mm) hot-set matching veneer
Core	Solid particle board density 28-32 lbs (per cubic foot)
Face	4 mm HDF with selected veneer density 850-900 kg/m ³
Glue	type II, water-resistant, ASTM E2074 standard formaldehyde free
Shelf (optional)	1 1/4 (32 mm) x 6 (152 mm) low-density wood or matching warping
Warranty	1 year against warping
Optional	WH compliant 20-minute fire-rated door with intumescent strip (swells under intense heat) and matching hardwood shelf

*Dimensions are nominal before trimming


Face



Rosewood



Bianco



Wengé



Rovere city



Intertek

All doors manufactured by ID Doors comply with the standards of the Canadian Standards Association. CAN/CSA-0132.2.0.90.