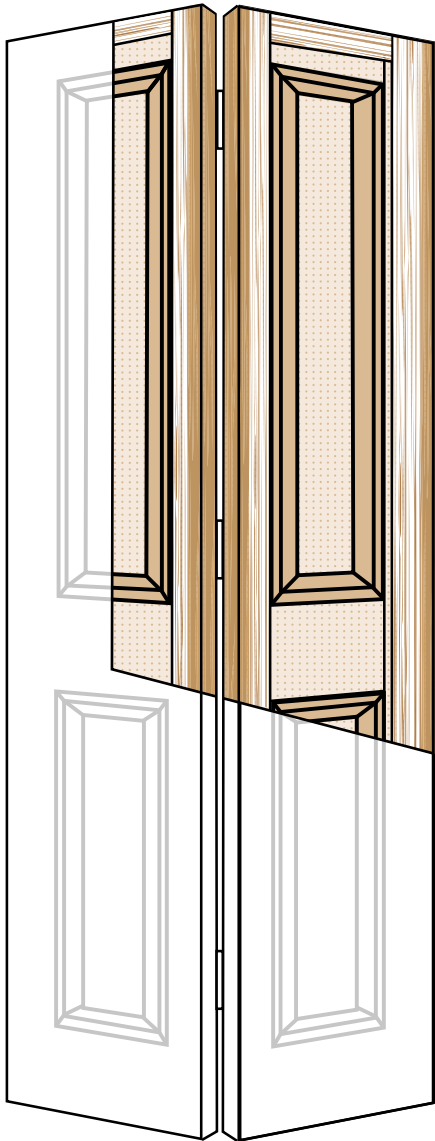


Série 4100

S4 138PL2



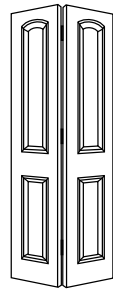
SPÉCIFICATIONS

DESCRIPTIONS

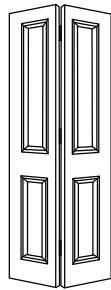
Traverse (optionnel)	de 3 1/4 (83 mm) de type LSL
Battant	de 4 3/8 (111 mm) de type LSL incluant 7/8 (22 mm) de bois s'harmonisant à la façade ou au choix du fabricant
Âme	de bois aggloméré solide en morceaux 28-32 lbs de densité (par pied cube)
Façade	au choix
Adhésif	type II, résistant à l'eau, norme ASTM E2074 sans urée formaldéhyde
Penture	robuste installée
Garantie	à vie contre le gauchissement

*les dimensions sont brutes


Façade




Caiman



Carrara



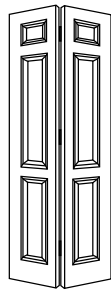
Cashal



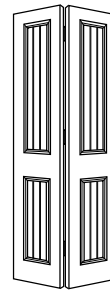
Classique




Clermont




Colonist




Corvado



Conmore



Coventry



Intertek

Toutes les portes fabriquées par ID Doors répondent aux normes de l'Association canadienne de normalisation. CAN/CSA-0132.2.0.90.