


Series 2100

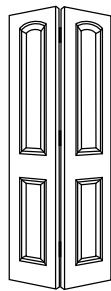
P2 134PL2



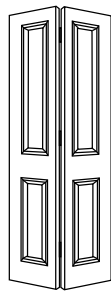
SPECIFICATIONS	DESCRIPTION
<b>Rails</b>	1 1/4 (32 mm) low-density wood
<b>Stiles</b>	1 1/4 (32 mm) low-density wood
<b>Core</b>	Solid particle board density 28-32 lbs (per cubic foot)
<b>Face</b>	As selected
<b>Glue</b>	type II, water-resistant, ASTM E2074 standard formaldehyde free
<b>Hinge</b>	installed
<b>Warranty</b>	1 year against warping

\*Dimensions are nominal before trimming

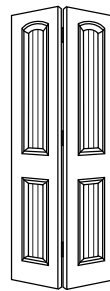
Face



Caiman




Carrara



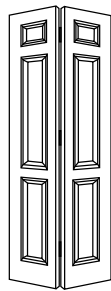
Cashal



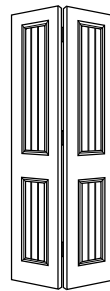
Classique




Clermont




Colonist



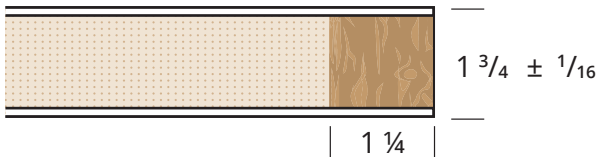
Corvado



Conmore



Coventry



Intertek

All doors manufactured by ID Doors comply with the standards of the Canadian Standards Association. CAN/CSA-0132.2.0.90.