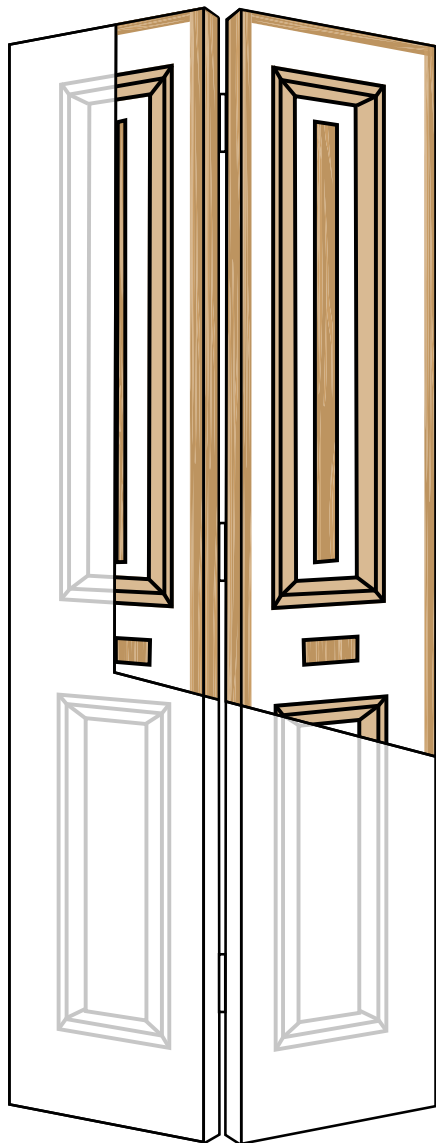


Série 2100

V2 134PL2



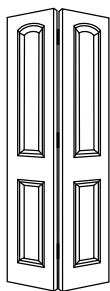
SPÉCIFICATIONS

DESCRIPTIONS

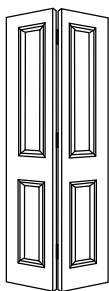
Traverse	de 1 1/4 (32 mm) en bois de basse densité
Battant	de 1 1/4 (32 mm) en bois de basse densité
Âme	vide avec renfort de bois de basse densité de 1 1/4 (32 mm)
Cale	au centre pour écusson (bouton) de 1 1/4 (32 mm) x 5 1/2 (140 mm)
Façade	au choix
Adhésif	type II, résistant à l'eau, norme ASTM E2074 sans urée formaldéhyde
Penture	installée
Garantie	1 an contre le gauchissement

*les dimensions sont brutes


Façade




Caiman




Carrara



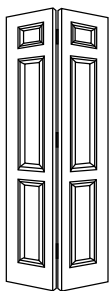
Cashal



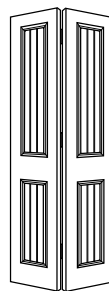
Classique




Clermont




Colonist



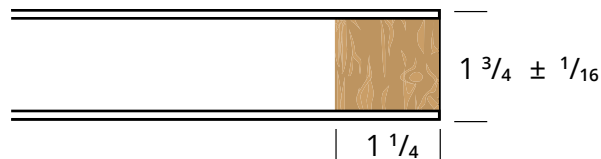
Corvado



Conmore



Coventry



Intertek

Toutes les portes fabriquées par ID Doors répondent aux normes de l'Association canadienne de normalisation. CAN/CSA-0132.2.0.90.