

Série 2100

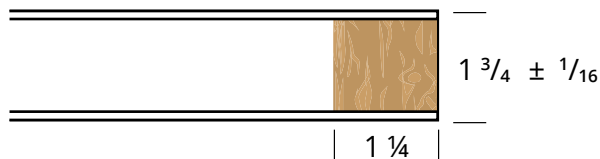
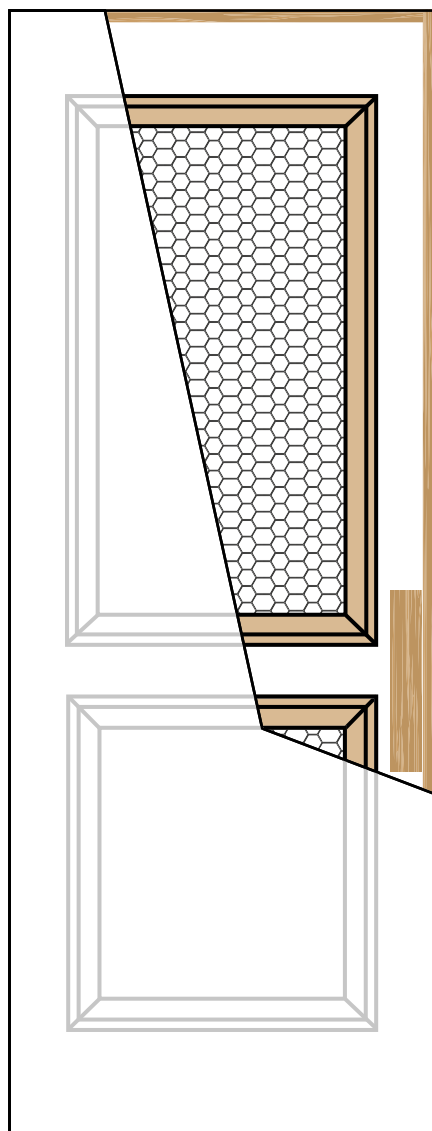
V2 134

SPÉCIFICATIONS

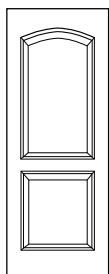
DESCRIPTIONS

Traverse	de 1 ¼ (32 mm) en bois de basse densité
Battant	de 1 ¼ (32 mm) en bois de basse densité
Âme	vide avec alvéole, cellule 1, 11 PSI
Cale	des deux côtés 2 7/8 (73 mm) x 8 (203 mm) pour serrure
Façade	au choix
Adhésif	type II, résistant à l'eau, norme ASTM E2074 sans urée formaldéhyde
Garantie	1 an contre le gauchissement

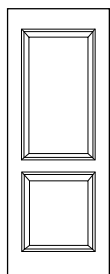
*les dimensions sont brutes



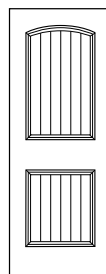
Façade



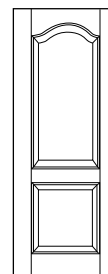
Caiman




Carrara



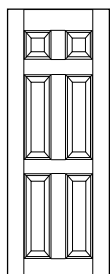
Cashal



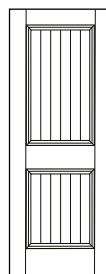
Classique



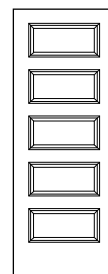
Clermont



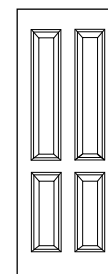
Colonist



Corvado



Conmore



Coventry



Intertek

Toutes les portes fabriquées par ID Doors répondent aux normes de l'Association canadienne de normalisation. CAN/CSA-0132.2.0.90.