


Série 2100

S2 134PL2



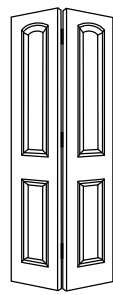
SPÉCIFICATIONS

DESCRIPTIONS

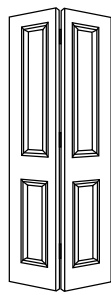
Traverse	de 1 1/4 (32 mm) en bois de basse densité
Battant	de 1 1/4 (32 mm) en bois de basse densité
Âme	de bois aggloméré solide en morceaux 28-32 lbs de densité (par pied cube)
Façade	au choix
Adhésif	type II, résistant à l'eau, norme ASTM E2074 sans urée formaldéhyde
Penture	robuste installée
Garantie	1 an contre le gauchissement

*les dimensions sont brutes

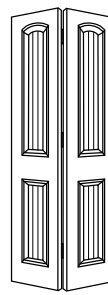
Façade




Caiman




Carrara



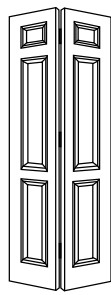
Cashal



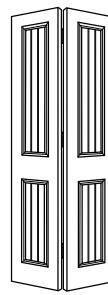
Classique



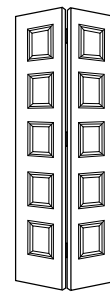
Clermont




Colonist



Corvado



Conmore



Coventry

1 3/4 ± 1/16

1 1/4



Intertek

Toutes les portes fabriquées par ID Doors répondent aux normes de l'Association canadienne de normalisation. CAN/CSA-0132.2.0.90.