


Solid core folding door

Series 1100

P1 138PL2



SPECIFICATIONS DESCRIPTION

<b>Rails</b>	1 1/8 (29 mm) low-density wood
<b>Stiles</b>	1 1/8 (29 mm) low-density wood
<b>Core</b>	Solid particle board density 28-32 lbs (per cubic foot)
<b>Face</b>	As selected
<b>Glue</b>	type II, water-resistant, ASTM E2074 compliant formaldehyde free
<b>Hinge</b>	<b>Heavy-duty</b> installed
<b>Warranty</b>	1 year against warping

\*Dimensions are nominal before trimming


Face



Caiman



Carrara



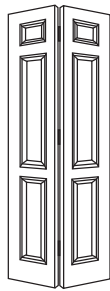
Cashal



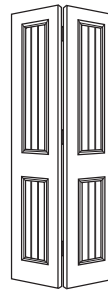
Classique




Clermont




Colonist



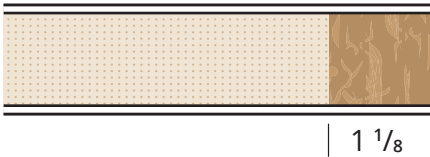
Corvado



Conmore



Coventry



1 3/8 ± 1/16

1 1/8



Intertek

All doors manufactured by ID Doors comply with the standards of the Canadian Standards Association. CAN/CSA-0132.2.0.90.