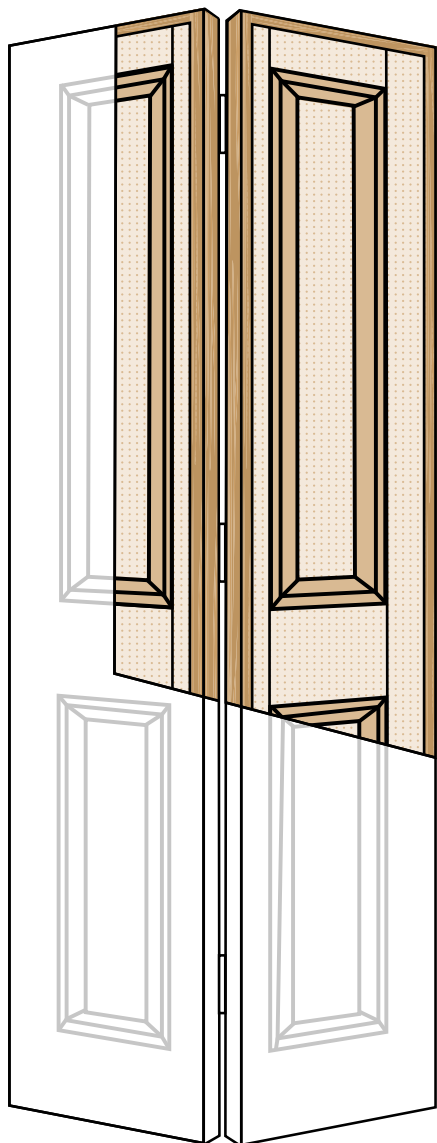


## Série 1100

## S1 138PL2




### SPÉCIFICATIONS

### DESCRIPTIONS

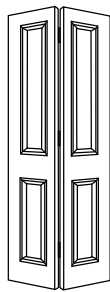
<b>Traverse</b>	de 1 1/8 (29 mm) en bois de basse densité
<b>Battant</b>	de 1 1/8 (29 mm) en bois de basse densité
<b>Âme</b>	de bois aggloméré solide 28-32 lbs de densité (par pied cube)
<b>Façade</b>	au choix
<b>Adhésif</b>	type II, résistant à l'eau, norme ASTM E2074 sans urée formaldéhyde
<b>Penture</b>	<b>robuste</b> installée
<b>Garantie</b>	1 an contre le gauchissement

\*Les dimensions sont brutes

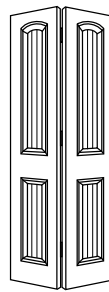
### Façade




Caiman




Carrara



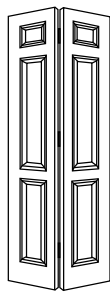
Cashal



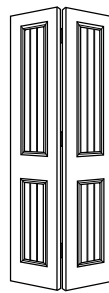
Classique




Clermont




Colonist



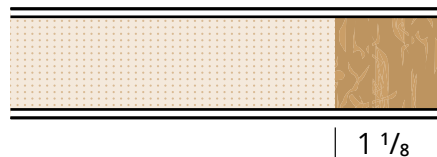
Corvado



Conmore



Coventry



1 3/8 ± 1/16

1 1/8



Intertek

Toutes les portes fabriquées par ID Doors répondent aux normes de l'Association canadienne de normalisation. CAN/CSA-0132.2.0.90.