

Série 1100

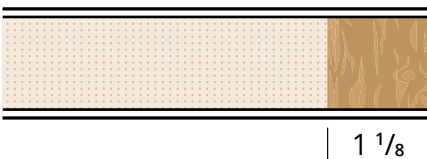
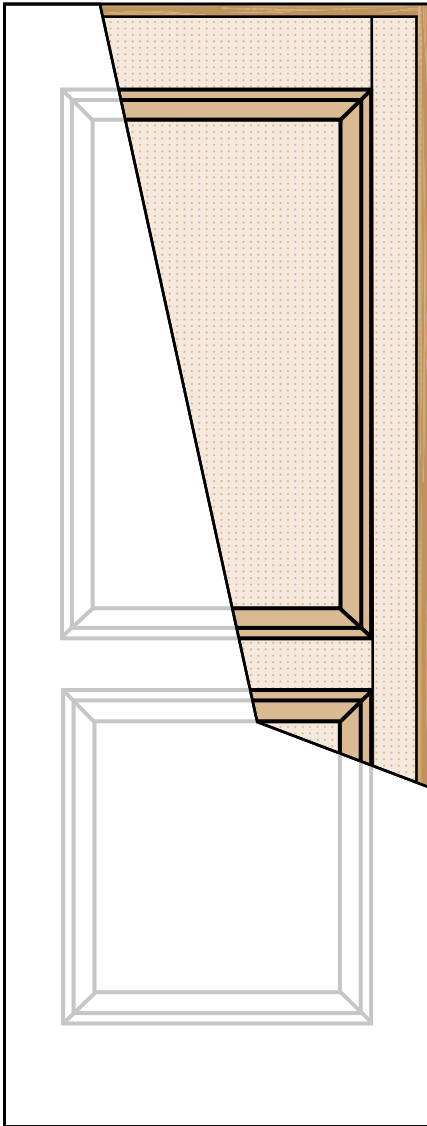
S1 138

SPÉCIFICATIONS

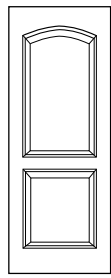
DESCRIPTIONS

<b>Traverse</b>	de 1 1/8 (29 mm) en bois de basse densité
<b>Battant</b>	de 1 1/8 (29 mm) en bois de basse densité
<b>Âme</b>	de bois aggloméré solide en morceaux 28-32 lbs de densité (par pied cube)
<b>Façade</b>	au choix
<b>Adhésif</b>	type II, résistant à l'eau, norme ASTM E2074 sans urée formaldéhyde
<b>Garantie</b>	1 an contre le gauchissement

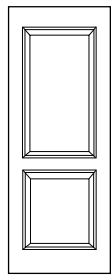
\*les dimensions sont brutes



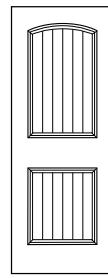
Façade



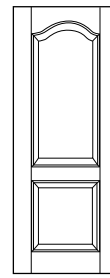
Caiman




Carrara



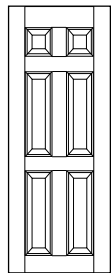
Cashal



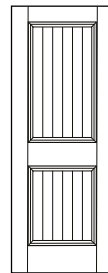
Classique



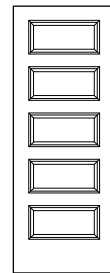
Clermont



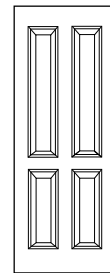
Colonist



Corvado



Conmore



Coventry



Intertek

Toutes les portes fabriquées par ID Doors répondent aux normes de l'Association canadienne de normalisation. CAN/CSA-0132.2.0.90.